



## Essentials Sliding Door

Featuring EverCore™ Composite Frame  
to Withstand the Elements.




### *We've Got the Solution.*

#### *A Sliding Door with All the Essentials.*

Are your sliding doors drafty and difficult to operate? Have the seals failed? Are they requiring more time and money to maintain? Essentials by Sunrise Windows has the solution. Best of all, Essentials will be the last sliding door you'll need to buy as they're guaranteed for as long as you live in your home.

*Essentials*  
by Sunrise Windows

# Essentials Sliding Door




**EverCore frame:**  
resistant to the harsh elements.




**Competitor's wood frame:**  
susceptible to rot, mold and decay.



Easy-gliding composite wheels provide easy operation and years of worry-free performance.




White



Tan



Georgian Contoured Colonial



Rectangular Colonial

## Standard Features

- 5 7/8" mechanically fastened frame with EverCore™ composite material with vinyl cladding. EverCore has the strength of wood and is resistant to water absorption, rot and mold, and is maintenance free
- 1" overall thick insulated tempered glass; PowerE glass and argon gas with SureEdge steel spacer system for superior energy efficiency
- Deep interlocks with finseal weatherstripping at meeting rail, forming a double perimeter seal protecting against drafts
- Easy-gliding tandem steel ball-bearing rollers with composite wheels with access ports at each corner for easy adjustment and operation
- Color matched operating hardware (White and Tan) with single point lock standard for additional security
- White interior and exterior (not an exact match for Painter's White)
- Color matched traditional extruded aluminum screen with fiberglass mesh
- Mechanically fastened steel reinforced panels for additional strength and rigidity
- Lifetime Non-Prorated Warranty is transferable and covers the entire door

## Options

- Tan interior and exterior
- Exterior keyed and keyed a-like locks
- Grids between the glass; Rectangular Colonial or Georgian Contoured Colonial
- Foot venting night latch

Available Sizes			
	5' x 6'8"	6' x 6'8"	8' x 6'8"
Width	59 1/2"	71 1/2"	95 1/2"
Height	79 1/2"	79 1/2"	79 1/2"

Custom sizes not available.

## Performance

Door Type	Glass Package	U-Factor	SHGC	ENERGY STAR
Sliding Door	Power E	0.30	0.29	



Energy Star ([www.energystar.gov](http://www.energystar.gov)) is a United States Government supported program dedicated to helping consumers protect the environment through the investment in energy efficient products. Essentials by Sunrise Windows exceed Energy Star's performance guidelines in every state of the country. This data is accurate as of August 21, 2012. Due to ongoing product changes, updated test results, or new industry standards or requirements, this data may change over time. Ratings are for sizes specified by NFRC for testing and certification. Ratings may vary depending on use of glass thickness, different grid or decorative glass options, glass for high altitudes, coastal applications, etc.

The National Fenestration Rating Council's ([www.nfrc.org](http://www.nfrc.org)) Energy Performance Label provides "apples to apples" testing data in order to help consumers compare the performance characteristics of different brands of windows and doors. Essentials by Sunrise Windows tests all of their products to these exacting standards.